



Epidemiological Profile of Meningitis in the State of Pará, Amazonia between the Years 2018-2022

Thiago Augusto Ferreira Dos Anjos^{a*},
Ana Paula Ferreira David^a, Aline Moraes Monteiro^b,
Daniele Nunes Da Silva Ferreira^a, Larissa Mota Da Costa^c,
Joana Wanderley Corrêa^a,
Misma Suely Gonçalves Araújo De Lima^c,
Josenilda Silva Moraes^d, Sebastião Kauã De Sousa Bispo^a,
Sarah Caroline Gonçalves Furtado^a
and Marcela Raíssa Asevedo Dergan^a

^a University of the Amazon (UNAMA), Ananindeua, Pará, Brazil.

^b State University of Pará (UEPA), Belém, Pará, Brazil.

^c Federal University of Pará (UFPA), Belém, Pará, Brazil.

^d Metropolitan College of the Amazon (FAMAZ), Belém, Pará, Brazil.

Authors' contributions

This work was carried out in collaboration among all authors. Author TAFDA worked on formatting the work, calculating variables, collecting data, and organizing the results. Author APFD helped with formatting, manuscript writing and data reassessment. Authors AMM and DNDSF performed a more critical reassessment, wrote and re-adjusted for inconsistencies. All authors approved the final manuscript.

Article Information

DOI: 10.9734/ACRI/2023/v23i7587

Open Peer Review History:

This journal follows the Advanced Open Peer Review policy. Identity of the Reviewers, Editor(s) and additional Reviewers, peer review comments, different versions of the manuscript, comments of the editors, etc are available here: <https://www.sdiarticle5.com/review-history/103156>

Original Research Article

Received: 14/05/2023

Accepted: 17/07/2023

Published: 28/07/2023

*Corresponding author: Email: thiagoaugusto09092000@gmail.com;

ABSTRACT

Objective: Analyze the epidemiological profile of meningitis in the state of Pará, Amazon, from 2018 to 2022.

Methodology: This is an ecological, retrospective, and descriptive-exploratory study, using data from the Information System for Notifiable Diseases (SINAN), made available on the website of the Department of Information of the Brazilian Unified Health System (DATASUS).

Results: In the state of Pará, from 2018 to 2022, 1,680 cases were confirmed. The absolute number of cases per year was 508 (30%) in 2018. Males were the most affected with 966 cases (57.5%), and the age group of 20-39 years had the highest number of cases with 584. Regarding race, parda (mixed race) remains in first place with 1,472 cases. In terms of disease progression, the number of cases with a discharge is leading with 1,309, followed by the etiology, Viral Meningitis (MV), and Bacterial Meningitis (MB), which have the highest number of cases with a discharge.

Conclusion: It can be inferred that the study in the state of Pará is essential for data collection and information regarding the disease, subsequently highlighting the main profiles and characteristics of the disease. Furthermore, the research proves to be important as the highest number of disease notifications occurred in the years 2018, 2019, and 2022.

Keywords: Meningitis; epidemiology; health surveillance system.

1. INTRODUCTION

Meningitis is a disease of public health relevance, whose pathophysiology involves inflammation of the leptomeninges, characterized by an abnormal concentration of leukocytes in the cerebrospinal fluid (CSF). The meninges, the target of this process, are a set of three membranes: the dura mater, arachnoid, and pia mater, which cover the Central Nervous System (CNS), including the brain and spinal cord [1]. This process is triggered by infectious agents (viruses, bacteria, fungi, and parasites) as well as non-infectious agents (neoplasms and medications), which bypass the immune system and settle in the meninges [2].

Viral and bacterial meningitis are the most relevant in public health due to their magnitude, the severity of cases, and the potential to cause outbreaks [3]. Viral meningitis is frequently caused by the HSV-1, HSV-2, and VZV viruses [4]. Following the introduction of vaccines in the 1960s, cases caused by the poliovirus gave way to an increasing incidence of non-polio enterovirus infections, which have seen a global increase of 12% to 46%, now being the main etiological agent [1]. Internationally, in the United States, approximately 11 new cases of meningitis per 100,000 inhabitants arise, with viruses being the cause [5].

Bacterial infection is primarily caused by *Neisseria meningitidis*, the causative agent of meningococcal disease (MD), although there are

other important microorganisms [4]. These agents were responsible for over 50% of the 250,000 deaths from meningitis worldwide in 2019. In the bacterial form, one out of every 10 infected individuals progress to death, and one out of every five develops severe complications [6]. Worldwide, meningococcal meningitis has five groups that infect only humans. These groups account for 500,000 cases per year, with approximately 50,000 deaths in 2019 [7]. In 2021, 1.2 million cases were reported, affecting about 2 people per 100,000 inhabitants [5].

Nationally, a total of 393,941 suspected cases were reported between 2007 and 2020, of which 265,644 were confirmed, with various etiologies. The viral form had the highest prevalence with 121,955 cases, followed by the bacterial form with 87,993 cases, of which 26,436 cases were caused by DM. During this period, there were 5,581 deaths, resulting in a case fatality rate of 21% [8]. In Brazil, in 2020, there were 7,444 registered cases of meningitis, with 774 deaths. In the following year, 2021, there were 6,912 new cases and 797 deaths. In 2022, 5,856 cases were reported with 712 deaths [9].

The Northern region of the country is considered an endemic area for infectious diseases. Between 2009 and 2018, there were 53,132 reported cases of meningitis in the country, with the Northern region accounting for 3,202 cases. Among these cases, the state of Pará accounted for over 50% of the notifications, with 1,797 cases [2]. In Pará, between 2010 and 2020,

there were 4,426 cases of meningitis reported. The year 2018 had the highest absolute number of cases, with 515 cases (11.63%), while 2020 had the lowest absolute number, with 147 cases (3.32%). Bacterial meningitis was the most prevalent form. Regarding mortality, there were 54 deaths from the disease in Pará in 2018, 58 deaths in 2019, and 27 deaths in 2020 [10].

In the state, among the health regions, the Metropolitan I region has the highest incidence of cases, with 3,579 registered, accounting for 82.38% of the total. In this region, between the years 2010 and 2019, the municipality of Belém had the highest number of reported meningitis cases. These data can be justified by the fact that the state of Pará is the most populous in the northern region, representing approximately 45.5% of the population, and it facilitates diagnosis as it has a center for the study and diagnosis of infectious diseases [10].

This study aims to analyze the epidemiological profile of meningitis in the state of Pará, from 2018 to 2022.

2. MATERIALS AND METHODS

Ecological study, retrospective, descriptive-exploratory, using secondary data from the Public Health Surveillance System (SINAN), available at the website (<https://datasus.saude.gov.br/>) of the Department of Informatics of the Unified Health System of Brazil (DATASUS), belonging to the Brazilian Ministry of Health.

The study was conducted in the state of Pará, which belongs to the Northern region of the country. The state is composed of the following Health Regions: Araguaia, Baixo Amazonas, Carajás, Lago de Tucuruí, Metropolitana I, Metropolitana II, Metropolitana III, Rio Caetés, Tapajós, Tocantins, Xingu, Marajó I, and Marajó II. It has a territorial area of 1,245,870.704 km² and a population of 8,116,132 people [11].

After collection, the information was tabulated and presented in tables and graphs, aiming to quantify and describe the epidemiological profile of the data available in DATASUS. The study utilized the variables of year of first symptom, notifying municipality, race, disease progression, etiology, age group, and gender.

As inclusion criteria included all confirmed cases of meningitis in the state of Pará, as well as the

period from 2018 to 2022. As exclusion criteria, blank notifications, that is, incomplete data and without notification in the SINAN system and those outside the analysis period were removed.

Due to the nature of the study, which involved searches in publicly available databases (DATASUS), where no research or manipulation with human subjects occurred, the study was exempted from registration and evaluation by the Research Ethics Committee/National Commission of Ethics in Research - CEP/CONEP system, according to item III of resolution 510/2016 [12].

3. RESULTS

The historical series, using the variable "year of the first symptom" and "Health Region (CIR)", allowed to observe that there was a significant increase in cases in the years 2018, 2019 and 2022. However, there was a reduction in the number of cases in 2020 and 2021 (Table 1).

In 2018, there were a total of 508 cases, followed by 442 in 2019, 243 in 2020, 193 in 2021, and 294 in 2022, totaling 1,680 cases. The Metropolitan Region I, in the state of Pará, had the highest number of reported cases with 1,365, followed by Xingu with 59, Araguaia with 51, Baixo Amazonas with 48, Carajás with 46, Lago de Tucuruí with 35, and Metropolitan Region III with 22 cases. The proportion per year is shown below (Table 2).

Later on, regardless of gender, it was noted that the male audience had a higher number of cases, with a total of 966, while the female audience had 714 cases, resulting in a combined total of 1680 cases (Table 3).

Regarding the age group variable, there was a higher notification rate among the age groups from 20 to 39 years old with a total of 584 cases, 40 to 59 years old with 289 cases, 10 to 14 years old with 166 cases, 5 to 9 years old with 159 cases notifications, 1 to 4 years with 152 and < 1 year with a total of 127, already the age groups 15-19 with 125, 60-64 with 30, 65-69 with 23, 70-79 elucidating 21 and 80 and + with a total of 4, they had a reduction, in total there were 1680 total cases between 2018 and 2022, as described in Graph 1.

The variable "race" was an important finding for the description of the subject, where brown people had a high number of cases of meningitis with 1,472 cases, followed by white people with

Table 1. Historical series of meningitis cases recorded in the state of Pará, 2018 to 2022

County	Year				
	2018	2019	2020	2021	2022
Araguaia	15	10	9	8	9
Baixo Amazonas	12	14	10	8	4
Carajás	19	8	2	6	11
Lago de Tucuruí	15	8	5	4	3
Metropolitana I	403	359	204	158	241
Metropolitana II	2	2	0	1	2
Metropolitana III	2	5	5	0	10
Rio Caetés	8	1	1	1	1
Tapajós	1	0	0	1	2
Tocantins	4	2	2	2	3
Xingu	23	21	3	4	8
Marajó I	1	1	0	0	0
Marajó II	3	11	2	0	0
Total	508	442	243	193	294

Source: Notifiable Diseases Information System - Sinan Net

106 cases, black people with 23 cases, indigenous people with 10 cases and yellow people with 6 cases. The distribution of notifications is presented in a column graph format, as shown in graph 2.

Subsequently, according to the disease progression, there was a higher proportion of cases in an upward trend, with a total of 1,309 cases, accounting for 83%. This was followed by death due to meningitis with 219 cases (14%) and death due to other causes with 54 cases (3%), as shown in Table 4.

Following this, the etiology of the disease revealed an increasing number in Viral Meningitis (VM) = 432 cases, Bacterial Meningitis (BM) = 420, Unspecified Meningitis (UM) = 270, Meningitis due to Other Etiologies (MOE) = 169, Tuberculous Meningitis (TM) = 132, Pneumococcal Meningitis (PM) = 87, Meningococcal Meningitis (MM) = 72, Meningococcal Meningitis + Meningococemia (MM+MCC) = 54, Meningococemia (MCC) = 23, and Haemophilus Meningitis (HM) = 10, with a total of 1669 cases between 2018 and 2022, as described in Graph 3.

4. DISCUSSION

According to conducted studies, the state of Pará had the highest number of meningitis cases, estimated at 50%, thus being the main

contributor to the hospitalization rate in the field of infectiology, accounting for 4.7% of hospitalized individuals. The fatality rate of this disease in analyzed data from the Northern Region was 12.81%. Depending on the causative agent, this number varies from 15.00% to 17.10%, with bacterial meningitis being the most common [13].

Considering this, analyzing the increasing numbers of meningitis cases in recent years, it can be observed that major urban centers like Metropolitan Region I are among the most affected in terms of the number of cases of the disease, totaling 1,365 cases. This can often be attributed to socioeconomic living conditions in which individuals find themselves, as well as the structure of the affected city. The capital of Pará, in particular, has the highest concentration of households, with a recorded population of 1,492,745 people according to the Brazilian Institute of Geography and Statistics (IBGE). These factors play a crucial role in the transmissibility of meningitis [10].

Therefore, these data presented corroborate with the studies conducted by Cruz (2020), where it is more likely to find epidemiological bulletins with predominant cases of infectious diseases in large capitals and urban centers, highlighting that the disease depends not only on the etiological agent for meningeal inflammation, but also on sociodemographic conditions. An example of this

is the high incidence of Meningitis in recent years, where the three highest incidences were in the years 2018 (30%), 2019 (27%), and 2022 (17%) respectively, while there was a reduction in 2020 and 2021 [1].

The mixed race predominates with 91%. The age group with the highest prevalence was between 20 and 39 years, accounting for approximately 35% of cases. Males were the most affected, representing around 57.5% of the cases. In light of this, the high incidence of meningitis in men is related to their role as primary providers within the family, as they are more exposed to infectious agents. Additionally, they face difficulties in seeking healthcare due to their daily routines. Consequently, the challenges in adhering to therapeutic measures, prevention, and promotion contribute to an increase in the mortality rate [14].

Regarding the high rate of cases in the urban area, it is due to the search for appropriate treatments that can only be found in major centers and Brazilian capitals. These locations

provide adequate support and necessary resources to combat this disease, such as the use of intravenous antibiotics, hospital beds for patient admission and care. Consequently, due to the lack of these resources, individuals from rural areas are moving in search of prophylaxis. Following this line of reasoning, there has been a significant increase in the number of cases, reaching 83%, accompanied by a mortality rate of 14% and subsequently a 3% mortality rate due to other causes [14].

The high complexity of bacterial meningitis is a global public health problem, and its late diagnosis leads to severe and potentially irreversible sequelae for the patient, contributing to a high morbidity and mortality rate. It is worth noting that *N. meningitidis* and *S. pneumonia* are responsible for 80% of cases of bacterial meningitis, affecting 4 to 6 cases per 100,000 adults annually. Among them, even the cases of survival still result in permanent sequelae in the lives of those who were infected [5].

Table 2. Proportion of total meningitis cases per year, 2018 to 2022

Year	Total	Proportion
2018	508	30%
2019	442	27%
2020	243	15%
2021	193	11%
2022	294	17%

Source: Notifiable Diseases Information System - Sinan Net

Table 3. Total meningitis cases in males and females between 2018 and 2022

	Male	Female	Total
	966	714	1680
Proportion	57,5%	42,5%	100%

Source: Notifiable Diseases Information System - Sinan Net

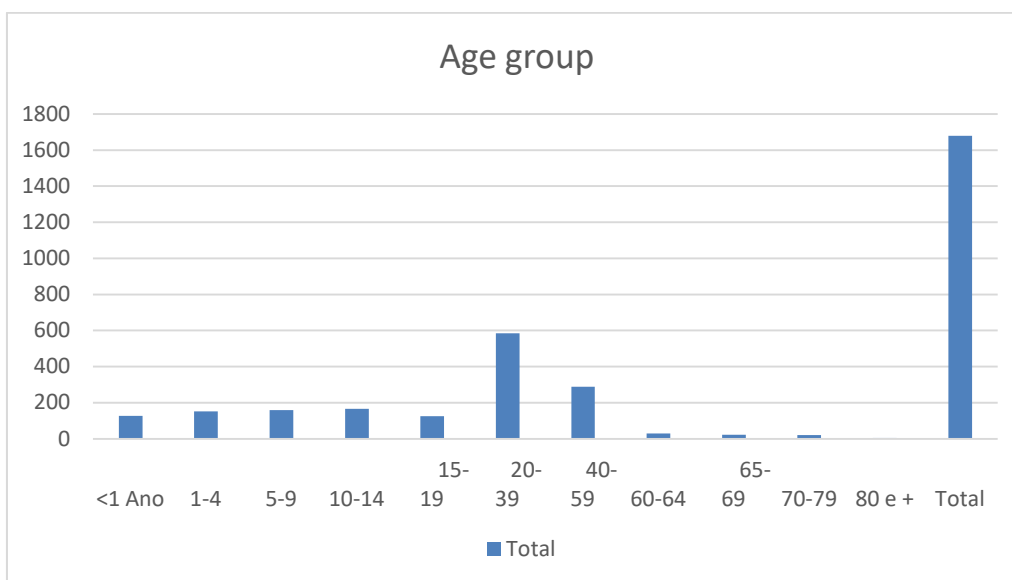
Table 4. Disease progression from 2018 to 2022

Disease evolution	Total	Proportion
High	1.309	83%
Death from meningitis	219	14%
Death from another cause	54	3%
Total	1.582	100%

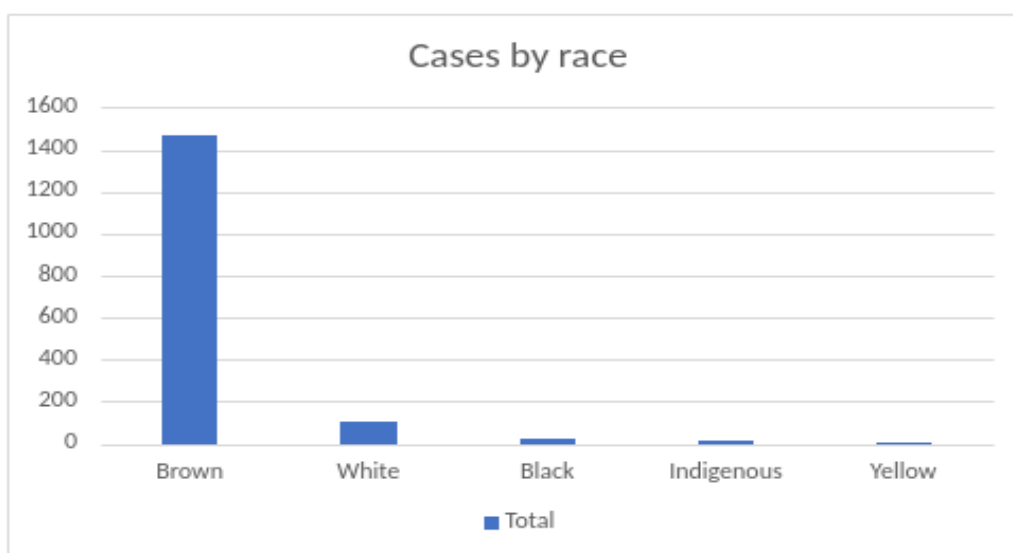
Source: Notifiable Diseases Information System - Sinan Net

Furthermore, in adults, 44% of cases of bacterial meningitis present the classical triad of symptoms, which includes mental alterations, neck stiffness, and fever. Currently, this triad is being replaced by a tetrad with the inclusion of headache. While not all patients exhibit these

symptoms, at least two of them will be present in 95% of cases. As for diagnostic confirmation, it relies on the analysis of cerebrospinal fluid (CSF), but early treatment of suspected cases is crucial [15-16].



Graph 1. Confirmed cases by age group
 Source: Notifiable Diseases Information System - Sinan Net



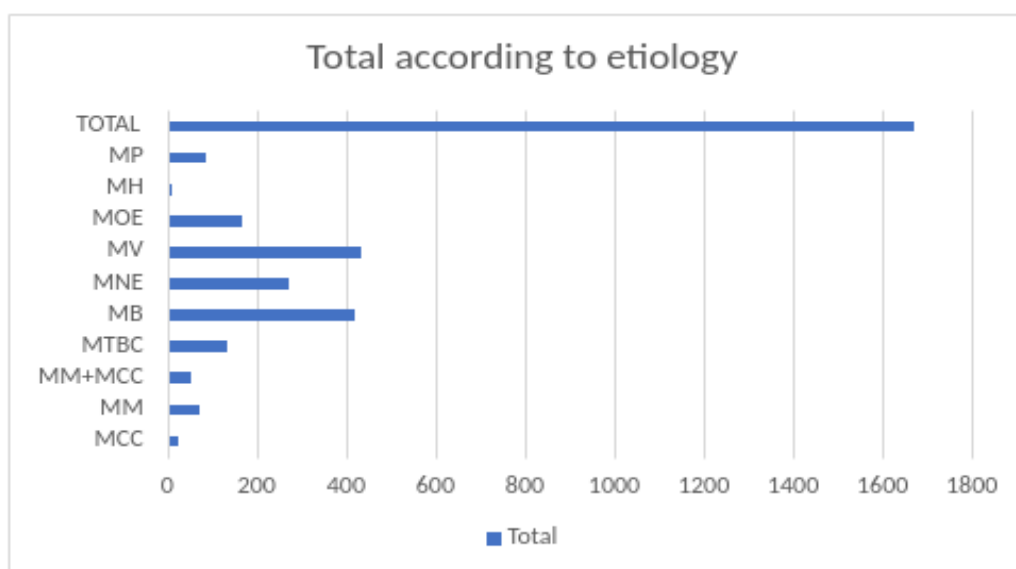
Graph 2. Total of confirmed cases by race
 Source: Notifiable Diseases Information System - Sinan Net

Consequently, the role of Epidemiological Surveillance (ES) is of utmost importance, given that it performs control, monitors disease cases, evaluates the vaccination coverage of the territory, and identifies suspected cases through active search in the territory in order to investigate secondary cases.

In this way, the definition of cases can be classified as: suspected, confirmed, and discarded, which are directed to SINAN through the completion of the compulsory notification

form, with the purpose of maintaining disease control in the municipality. This notification must not exceed 24 hours, and in cases of death, immediate communication must be made to the responsible authority [17].

In order to elucidate the importance of vaccination, prevent illness and disease outbreaks, it is of utmost relevance to emphasize adherence to the vaccination schedule, which starts at 3 months of age with the first dose of the Meningococcal C vaccine and concludes



Graph 3. Etiology according to type of meningitis, between 2018 and 2022

Source: Notifiable Diseases Information System - Sinan Net

between 11 and 12 years of age with the completion of the 4-dose cycle, including 2 booster doses recommended by the Ministry of Health. In addition to the pneumococcal vaccine, which requires two doses at 2 and 4 months of age, with a booster at one year old [16].

Immunizations play a fundamental role in prevention. Currently, we have polysaccharide and conjugate vaccines, which have scientific evidence of their efficacy against subtypes A, C, W, and Y. In this way, the conjugate vaccine elicits an immune response, primarily in the adult, young, adolescent, and pre-adolescent population, creating a memory within the immune system. Thus, the adherence to these immunobiologics reduces the incidence of new cases of the disease. According to the etiology of the disease from 2018 to 2022, MV 432 and MB with 420 cases lead with a total of 852 cases. Therefore, it is of utmost importance to follow the vaccination schedule, respecting the specificities of each age group [18].

Thus, health education is crucial to reduce the spread of the disease through actions focused on proper hand hygiene, food hygiene, and environmental cleanliness. It involves guidance to avoid contact with infected individuals, raising awareness about the importance of vaccination, and providing instructions for quality treatment for those who already have the disease. Treatment should be initiated as soon as possible, respecting the differences in dosage, interval, and duration for children and adults. The

therapy is carried out using ampicillin, penicillin, and ceftriaxone according to the specific needs of each patient, including adults, children, and the elderly [19-20].

5. CONCLUSION

Considering the results drawn from the epidemiological profile of meningitis in the state of Pará, it is observed that the Metropolitan Region I is the most affected by the disease. This can be attributed to its larger population and number of households, as well as the socioeconomic conditions of individuals. These factors are considered important for the transmissibility of the disease. In addition, there is the migration of cases from the countryside to the capital in search of prophylaxis. This information is consistent with other studies that relate the prevalence of infectious diseases to living conditions.

Another relevant factor is that in the years 2020 and 2021, there was a reduction in cases of meningitis compared to other years, such as 2018, 2019 and 2022. This drop can be attributed to the COVID-19 pandemic, during which extensive measures were taken. implemented to contain the virus, such as social distancing, hand washing, wearing masks and using hand sanitizers. These measures reduced the circulation of several pathogens, which may have contributed to the decrease in cases. In addition, another factor that contributes to the reduction of cases is the implementation of the

ACWY meningococcal vaccine for adolescents since 2017 through the National Immunization Program (PNI). Adherence to the vaccination schedule with the Meningococcal C vaccine is also important, starting with the first dose at three months of age and completing the cycle between 11 and 12 years with the fourth dose of the vaccine. In addition, the pneumococcal vaccine with two doses at two and four months and a booster at one year of age further contribute to the reduction of cases.

ETHICAL APPROVAL

The study was exempted from registration and evaluation by the Research Ethics Committee/National Commission of Ethics in Research - CEP/CONEP system, according to item III of resolution 510/2016 [12].

COMPETING INTERESTS

Authors have declared that no competing interests exist.

REFERENCES

1. Cruz M, Alves T, Nunes I, Gisele de A. Epidemiological profile of viral meningitis in the state of Bahia between 2007 and 2018. *Revista Brasileira de Neurologia e Psiquiatria* [Internet]; 2020. Access on 3 Jul 2023;22;24(1).
2. Silva AFT da, Valente F de S, Sousa LD de, Cardoso PNM, Silva MA da, Santos DR dos. Epidemiological study on bacterial meningitis in Brazil from 2009 to 2018. *Revista de Medicina* [Internet]. 2021; 100(3):220–8. Access on Jul 3, 2023.
3. Brazil M da S. Notifiable Diseases Information System. Meningitis. Ministry of Health; 2016.
4. Junior AMM, Nicoletti GP, Santos ECG. Meningitis: Brief analysis of the epidemiological profile in Brazil-Br, in the years 2018 and 2019. *Revista International Journal of Development Research* [Internet]. 2021;11(1). Available: <http://www.journalijdr.com/meningite-breve-análise-sobre-o-perfil-epidemiológico-no-brasil-br-nos-anos-de-2018-e-2019> Access on 3 Jul 2023.
5. Aguiar TS, Fonseca MC, Santos MC, Nicoletti GP, Alcoforado DS, Santos SC et al. Epidemiological profile of meningitis in Brazil, based on data from DataSUS in the years 2020 and 2021. *Res Soc Dev* [Internet]; 2022;11(3):e50811327016. Available: <https://doi.org/10.33448/rsd-v11i3.27016> Access on 3 Jul 2023.
6. World Health Organization. Meningitis; 2021. Available: <https://www.who.int/news/item/8-09-2021-who-and-partners-call-for-urgent-action-on-meningitis>
7. Ribeiro IG, Percio J, Moraes CD. Evaluation of the national meningococcal disease surveillance system: Brazil, 2007-2017. *Epidemiology Serv Saude* [Internet]. 2019;28(3). Available: <https://doi.org/10.5123/s1679-49742019000300009> Access on 3 Jul 2023.
8. Brazil M da S. Notifiable diseases information system. Meningitis: Epidemiological Situation; 2021.
9. Brazil M da S. Notifiable diseases information system. Epidemiological situation of meningitis in Brazil. Ministry of Health; 2022.
10. Nunes AL, Costa KA, Santos GP, Barbosa AF. Epidemiological profile of meningitis in the state of Pará, from 2010 to 2020. *Rev Eletrônica Acervo Saúde* [Internet]. 2022; 15(7):e10539.. Available: <https://doi.org/10.25248/reas.e10539.2022> Access on 3 Jul 2023
11. IBGE IB of G and E. Pará | Cities and States | IBGE; 2022.
12. BRASIL. M da S. Resolution No. 510, of Provides for specific ethical guidelines for the human and social sciences (CHS). Brasilia D; 2016. Available: <https://conselho.saude.gov.br/resolucoes/2016/Reso510.pdf>
13. Dias FC, Rodrigues Junior CA, Cardoso CR, Veloso FP, Rosa RT, Figueiredo BN. Meningitis: Epidemiological aspects of the disease in northern Brazil. *Rev Patol Tocantins* [Internet]. 2017; 4(2):46. Available: <https://doi.org/10.20873/uft.2446-6492.2017v4n2p46> Access on 3 Jul 2023.
14. Macedo JAM, Nicoletti GP, Santos ECG. Meningitis: Brief analysis of the epidemiological profile in Brazil, in the years 2018 and 2019. *International Journal of Development Research* [Internet]. 2021; 11(01):43751-4375.

- Available:<http://www.journalijdr.com/menigite-breve-análise-sobre-o-perfil-epidemiológico-no-brasil-br-nos-anos-de-2018-e-2019>
Access on 5 Jul 2023.
15. Gonçalves NV, Miranda CD, Guedes JA, Silva LD, Barros EM, Tavares CG et al. Hepatitis B and C in the areas of three Regional Health Centers in the State of Pará, Brazil: A spatial, epidemiological and socioeconomic analysis. *Cad Saude Coletiva* [Internet]; 2019;27(1):1-10. Available:<https://doi.org/10.1590/1414-462x201900010394>
Access on 3 Jul 2023.
 16. Filho SLAP, Lima LMB, Dantas GLA, Silva DA, Rolim VM, Filho AMPO, Melo ITV, Junior GBS, Daher EF. Prognostic factors in critically ill patients with community-acquired bacterial meningitis and acute kidney injury. *Rev Bras Ter Intensiva*, [Internet]. 2018;30(2):153-159.. Available:<https://www.scielo.br/j/rbti/a/JzsWXFD6qXX9cYMyKbN3K9m/>
Access on 3 Jul 2023.
 17. Batista LF, Barbosa SM, Dias FM. Bacterial meningitis: a review. *Arq Cienc Saúde UNIPAR* [Internet]. 2022;26(2). Available:<https://doi.org/10.25110/arqsaud.e.v26i2.2022.8140>
Access on 3 Jul 2023.
 18. Brasil M da S. Secretary of health surveillance. *Health Surveillance Guide*. Ministry of Health; 2021.
 19. Martins CM, Neves NA, Magno V, Kfourir R. Vaccination for meningococcal disease. *Female* [Internet]. 2022;50(9):8-544. Available:<https://pesquisa.bvsalud.org/portal/resource/pt/biblio-1397886>
Access on: Jul 5, 2023.
 20. Alvarenga FBF, Aranha E, Garcia MSMP. The importance of health education as an outlining parameter of the social determinants of health. *Annals of the National Postgraduate Meeting* [Internet]. 2019;3(1):448-452. Available:https://scholar.google.com.br/scholar?hl=pt-BR&as_sdt=0%2C5&q=The+Importance+of+Education+in+Health+as+parameter+delineator+of+Social+Determinants+da+Health&btnG=
Access 3 Jul 2023.

© 2023 Anjos et al.; This is an Open Access article distributed under the terms of the Creative Commons Attribution License (<http://creativecommons.org/licenses/by/4.0>), which permits unrestricted use, distribution, and reproduction in any medium, provided the original work is properly cited.

Peer-review history:

The peer review history for this paper can be accessed here:
<https://www.sdiarticle5.com/review-history/103156>